



Ultimate Craft Cast Advanced Industry

PLUG VALVE OVERVIEW

Zhejiang KFTE Valve Co., Ltd.

Binhai Industrial Park, Economic and Technological Development
Zone, Longwan District, Wenzhou City, Zhejiang Province, P.R. China

Tel.: 0086-0577-67379227

Fex.: 0086-0577-67311631

Email: sales@kftevalves.com

Web Site: www.kftevalves.com

ABOUT US

KFTE VALVE is an ISO 9001 & CE certified company specializing in manufacturing industrial valves including ball valves, gate valves, globe valves, check valves, plug valves and butterfly valves in carbon steel, stainless steel, duplex stainless and alloy materials. Our products conform to the latest industry standards in accordance to ANSI, ASME and API.

KFTE today has over 400,000 square feet of manufacturing facilities. Through its conviction to provide only the finest quality products and services to match the need of our customers, KFTE has now established itself as a serious player in the valve business.

KFTE VALVE has sold worldwide in North America, Europe, South America, South Asia, Africa and the Middle East. We consider product quality and customer satisfaction as our highest priority. We look forward to new customer relationships by providing value, quality, customer service, honesty, integrity and the commitment to maintain product consistency with each and every order.



PLUG VALVE

INTRODUCTION

FEATURES



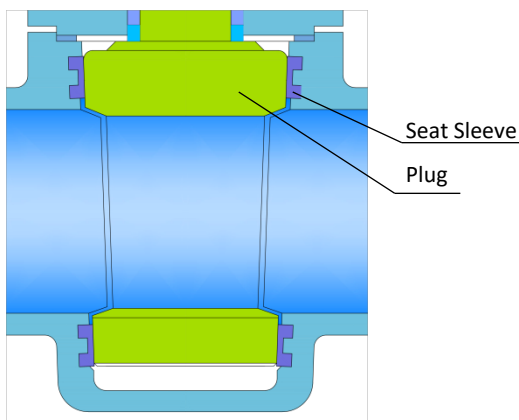
INTRODUCTION

A plug valve is a valve with a conical plug, the part of the valve which controls the flow. The plug has a hole, or port, through the middle so that when the port is in line with both ends of the valve, flow will occur. When the valve is closed, the hole is perpendicular to the ends of the valve, and flow is blocked.

KFTE produces Sleeved Type and Pressure Balanced Type plug valves.

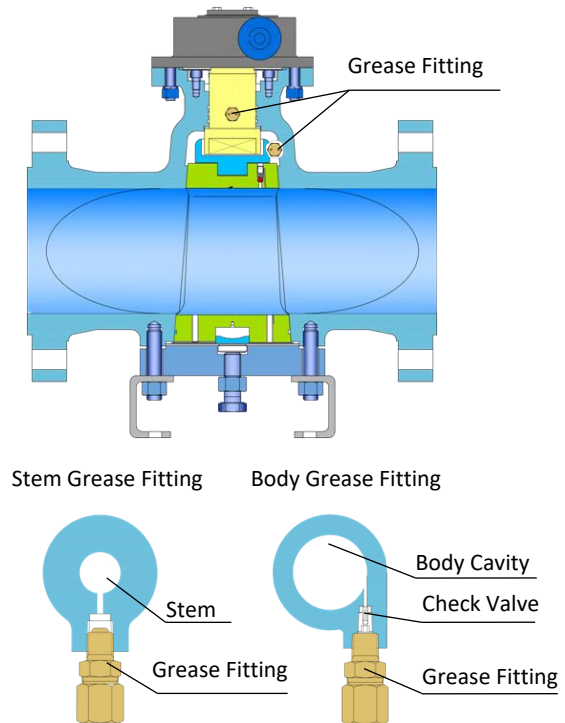
SLEEVED TYPE

This type of plug valve has tapered plug that is installed to the body from top; it is generally soft seated type for which service temperature is limited by the kind of sleeve it uses. The maximum service temperature is about 150 °C.



PRESSURED BALANCED TYPE

This type of plug valve has tapered plug that is installed from bottom to the valve body and is generally metal seated, which makes it good for high pressure high temperature services. The valves are provided with sealant injecting fittings on stem and plug.



BLOWOUT PROOF STEM

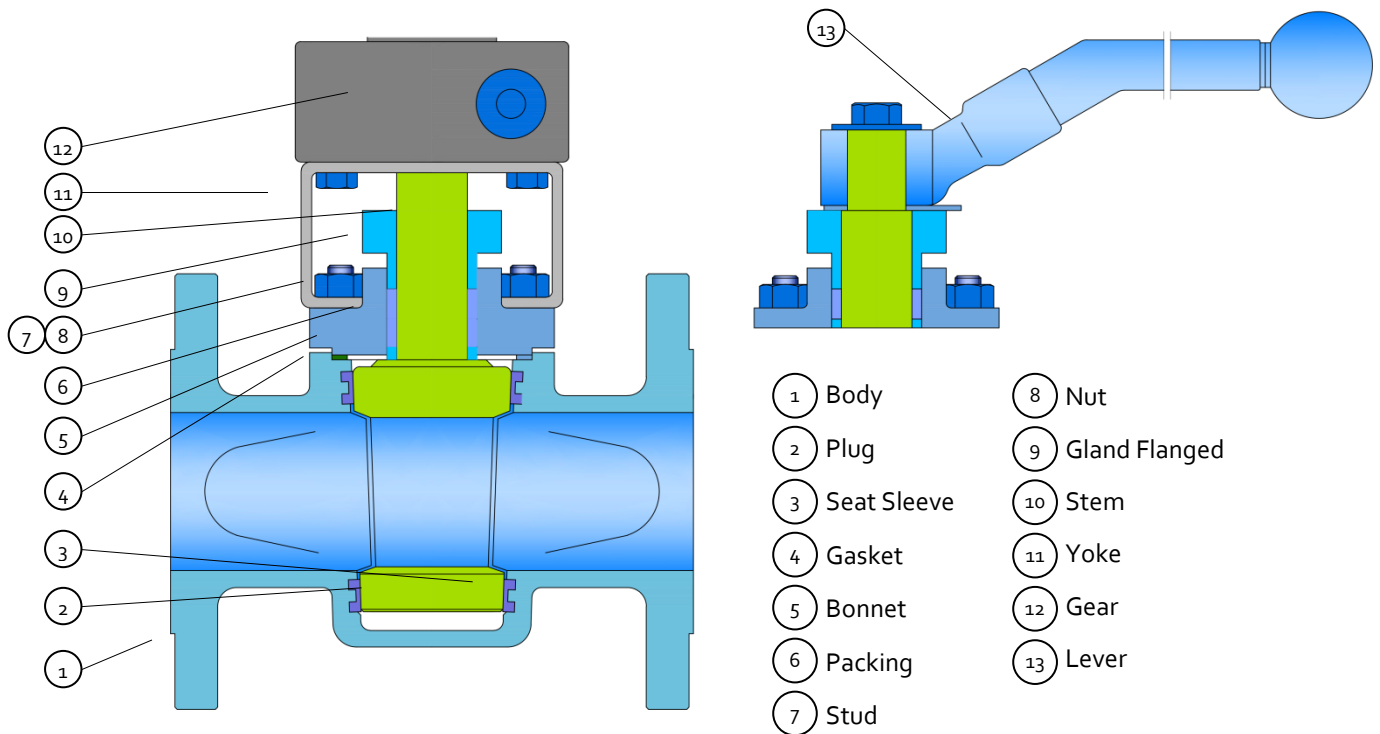
The valve stem is made with a shoulder at the bottom end. It's securely retained by the stuffing box, to avoid that the stem, under certain operating conditions, accidentally blows out. Other designs are available on request.

ANTI-STATIC

Because the plug and stem in a plug valve are suspended on non-metallic parts, i.e. the seat seal and stem seal, there is a possibility a static charge may build up on the stem-plug, is introduced in the design to maintain the metal-to-metal contact between the rotating plug/stem and the valve body which will ground any charges to the valve body.

PLUG VALVE

OVERVIEW (SLEEVE TYPE)



STANDARDS

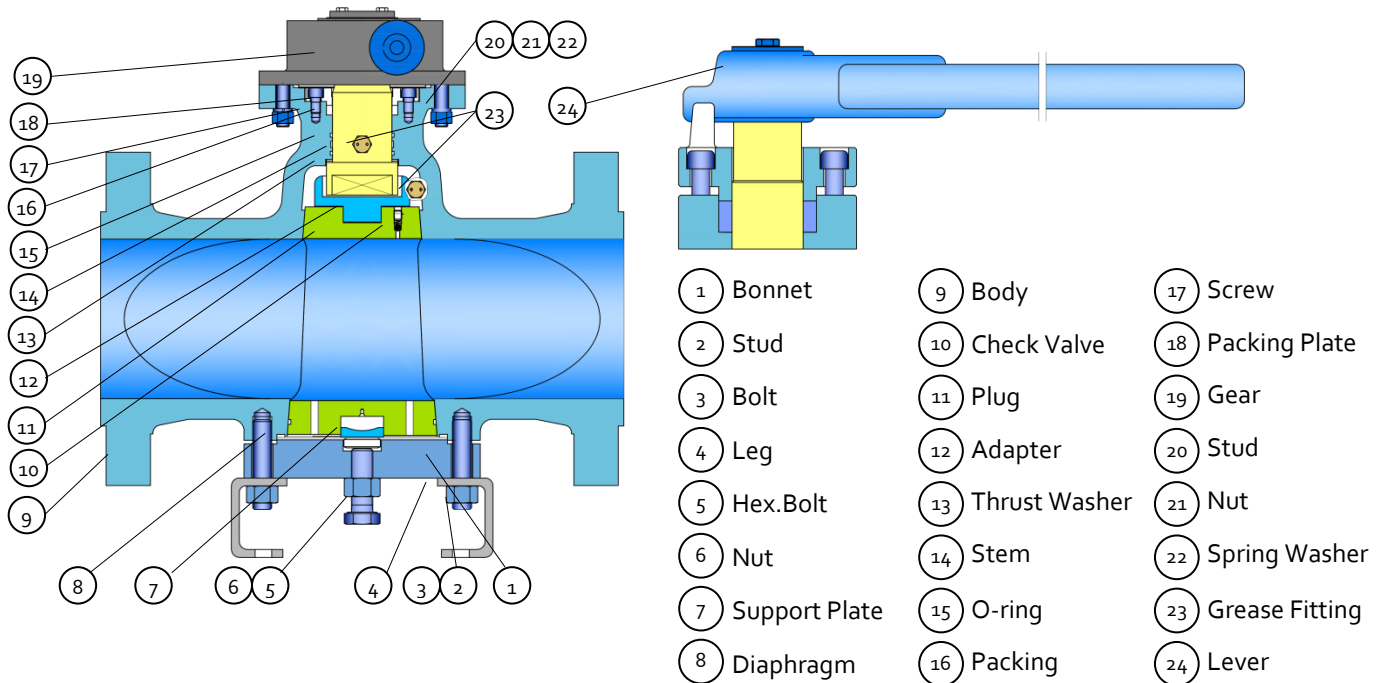
| | |
|----------------------|--|
| Design & manufacture | API 599, API 6D, ISO 14313, |
| Face-to-face | API 6D, ASME B16.10 |
| End Dimension | ASME B16.5 (RF, RTJ), ASME B16.47 (RF, RTJ) MSS SP-44 (NPS 22 Only) ASME B1.20.1 (NPT) ASME B16.11 (SW) ASME B16.25 (BW) |
| Test & inspection | API 6D, API 598 |
| Fire safe | API 6FA, API 607 |
| Other | NACE MR 01-75, MR 0103 |

TYPICAL MATERIALS

| | |
|-------------|--|
| Body/Bonnet | (Forging, for NPS ≤ 2) A105, A182 F304, F304L, F316, F316L, F51, F53, A350 LF2, LF3, LF5 (Casting) A216 WCB, A351 CF3, CF8, CF3M, CF8M, A995 4A, 5A, A352 LCB, LCC, LC2, Monel, Inconel, Hastelloy |
| Plug | CA15, CS+ENP, A182 F304, F304L, F316, F316L, F51, F53, CS+TCC, CS+Ni60 |
| Seat | PTFE, RPTFE, PPL |
| Stem | A182 F6a, F316, F51, A105+ENP, AISI 4140+ENP, 17-4PH |
| Packing | Graphite, PTFE, RPTFE |
| O-ring | Viton, NBR, HNBR, AFLAS |

PLUG VALVE

OVERVIEW (Pressure Balance Type)



STANDARDS

| | |
|----------------------|--|
| Design & manufacture | API 599, API 6D, ISO 14313, |
| Face-to-face | API 6D, ASME B16.10 |
| End Dimension | ASME B16.5 (RF, RTJ), ASME B16.47 (RF, RTJ) MSS SP-44 (NPS 22 Only) ASME B1.20.1 (NPT) ASME B16.11 (SW) ASME B16.25 (BW) |
| Test & inspection | API 6D, API 598 |
| Fire safe | API 6FA, API 607 |
| Other | NACE MR 01-75, MR 0103 |

TYPICAL MATERIALS

| | |
|-------------|---|
| Body/Bonnet | (Forging, for NPS ≤ 2) A105, A182 F304, F304L, F316, F316L, F51, F53, A350 LF2, LF3, LF5 (Casting) A216 WCB, A351 CF3, CF8, CF3M, CF8M, A995 4A, 5A, A352 LCB, LCC, LC2, Monel, Inconel, Hastelloy |
| Plug | CA15+Nitriding, CS+ENP, A182 F304, F304L, F316, F316L, F51, F53, CS+TCC, CS+Ni60 |
| Stem | A182 F6a, F316, F51, A105+ENP, AISI 4140+ENP, 17-4PH |
| Packing | Graphite, PTFE, RPTFE |
| O-ring | Viton, NBR, HNBR, AFLAS |